



Welch's® Fruit Snacks Match Game



Match Game: How to play

1. Cut out each flash card
2. Mix up the cards
3. Lay them in rows, face down
4. Take turns flipping over two cards at a time
5. If the two cards match, keep them; If they don't turn them over
6. The game is over when all the cards have been matched
7. The player with the most matches wins!


Welch's® Fruit Snacks Match Game



Match Game: How to play

1. Cut out each flash card
2. Mix up the cards
3. Lay them in rows, face down
4. Take turns flipping over two cards at a time
5. If the two cards match, keep them; If they don't turn them over
6. The game is over when all the cards have been matched
7. The player with the most matches wins!

Welch's® Fruit Snacks Match Game



Match Game: How to play

1. Cut out each flash card
2. Mix up the cards
3. Lay them in rows, face down
4. Take turns flipping over two cards at a time
5. If the two cards match, keep them; If they don't turn them over
6. The game is over when all the cards have been matched
7. The player with the most matches wins!

Welch's® Fruit Snacks Match Game



Match Game: How to play

1. Cut out each flash card
2. Mix up the cards
3. Lay them in rows, face down
4. Take turns flipping over two cards at a time
5. If the two cards match, keep them; If they don't turn them over
6. The game is over when all the cards have been matched
7. The player with the most matches wins!